



Hello, how are you? Let's be friends.

How are you feeling today? Tick the correct face.



Happy



Excited

I am feeling ..... today.

🎵 **Listen to your teacher. Act out the song using your body.**

"Sometimes you feel happy, sometimes you feel sad

Sometimes you feel excited, sometimes you feel mad

You might laugh today, you might cry today

You might feel many different feelings, and that's okay!"



Sad



Angry



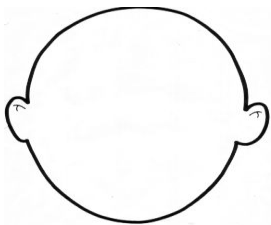
Tired



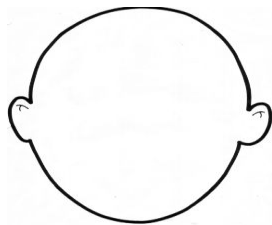
Calm



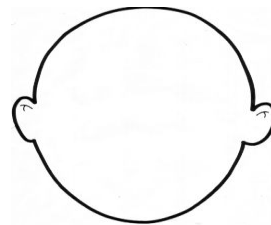
**Listen to your teacher and draw the face she says below.**



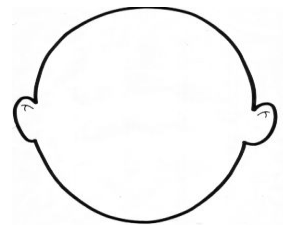
.....



.....



.....



.....

Name .....

Date .....



Hello, how are you? Let's be friends.

What is your name?

➡ I am .....

How old are you?

➡ I am ..... years old.

What is the color of your eyes?

➡ I have ..... eyes. ( blue / green / grey / brown / black )



Color the eyes: **your eyes**

Color the eyes: **your friend's eyes**



**Read the sentences, write Yes or No :**

1. I am a girl .....
2. I am happy when I'm hurt .....
3. I am 40 years old .....
4. My hair is brown .....
5. I am sad when I play .....

## My Classroom



Look at the images below. Now look around and find these things in your classroom.



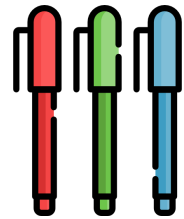
Book




Notebook



Pencil



Pen



Ruler



Teacher




Scissors



Clock



Here's a **whiteboard** for you to draw a picture of your favorite classroom object:



## My Classroom

🎵 **Listen to your teacher. Act out the song using your classroom objects.**



“Pick up your pencil pencil pencil, write your name, write your name (3)

Put your pencil down. Touch your book!!! Touch your bag!!!

Pick up your pencil pencil pencil, write your name, write your name (3)

Put your pencil down. Touch your book!!! Touch your bag!!!”



**Unscramble the letters and match the words with the correct image.**


**Color the images.**




NEP .....



SICSSSRO .....



ESARRE .....



OKOB .....

## My Favorite Things

🎵 Listen to your teacher, and sing along.

“What is it, what is it, what is it?

It’s a ball, it’s a ball, it’s a ball!!!

What is it, what is it, what is it?


It’s a doll, it’s a doll, it’s a doll!!!”



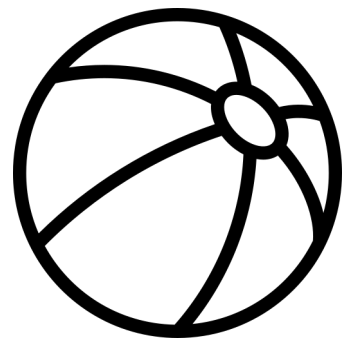
Read and color the images.




**BLUE** Teddy Bear




**ORANGE** Blocks




**PURPLE** Ball



**RED** Robot



**PINK** Balloons




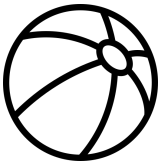












**YELLOW** Doll

## My Favorite Things



Color the images.



How many toys can you see? Count and write.

There are ..... teddy bears.

There are ..... robots.

There are ..... balls.

There are ..... toys.

Name .....

Date .....

# HALLOWEEN



Trick or treat Halloween word search. Look for the words below.



T	R	E	A	T	B
R	C	A	N	D	Y
I	G	H	O	S	T
C	D	G	F	B	V
K	D	M	U	O	L
I	Z	L	N	O	S

TRICK

FUN

TREAT


CANDY

BOO

GHOST



Color your favorite costume for Halloween.



Date .....

# My Family



**Look at the picture. Use the words below to label the family.**

**(brother / sister / mommy / grandpa / daddy / grandma)**



🎵 **Listen to your teacher, and repeat the song.**

"I love my mommy, I love my mommy, I love my mommy,

Yes, I do.

Here's a kiss and a hug for you;

Thank you, mommy, for all you do.

Happy Family, Happy Family, Happy Family.

I Love you.”

**Repeat the song for all the family members.**

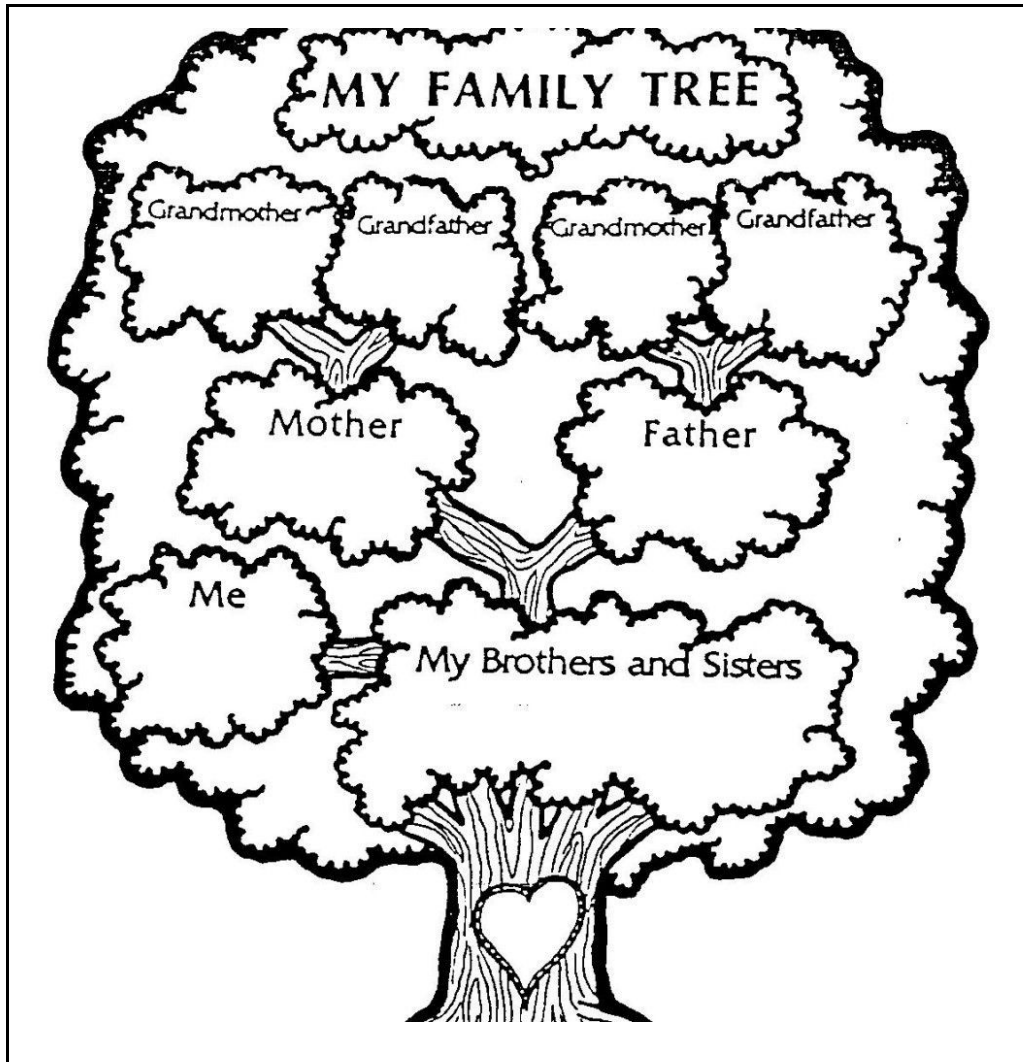




## My Family



Think about your family and fill in the blank spaces with the correct names.



**How many brothers and sisters do you have?**

I have ..... brother(s) and ..... sister(s)

I have a ..... family (big/small)

My ..... takes me to school.

My ..... reads me storybooks.

My ..... and ..... live in the countryside.

## Home Sweet Home



Look at the picture and read the names of the rooms in a house.



Match the rooms in the picture to the words below it.



Dining Room

Sitting Room

Office

Bathroom

Kitchen

Bedroom


Attic



## Home Sweet Home



Color and label the house.



Read the sentences, write Yes or No :

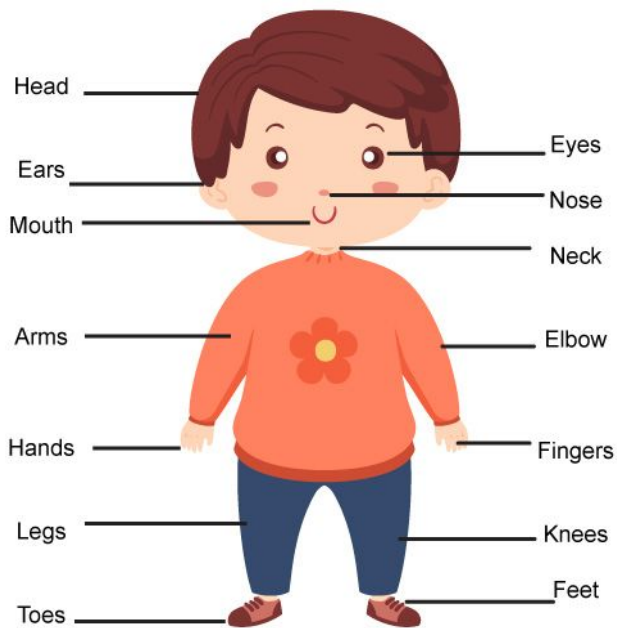
1. I sleep in the bathroom .....
2. I eat in the dining room .....
3. I take a bath in the bedroom .....
4. I cook in the kitchen .....
5. I watch TV in the sitting room .....

6. I study in the .....

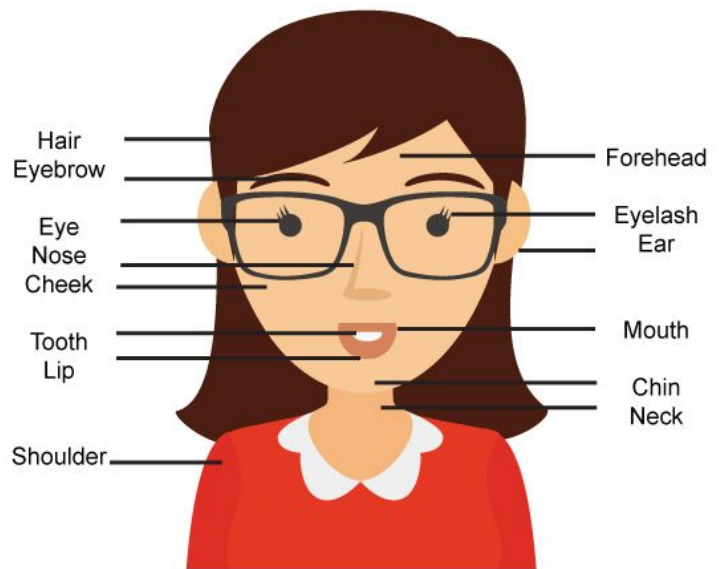
## Look at me! What do you see?



Look at the images. What body parts can you see?



**My Body**



**My Face**

🎵 **Listen to your teacher and repeat the song.**

“Head, shoulders, knees and toes, knees and toes. Head, shoulders, knees and toes, knees and toes.

And eyes and ears and mouth and nose.

Head, shoulders, knees and toes, knees and toes.

March, march, march.

Let us all march.

March, march, march.

Get your body charged!

Head, shoulders, knees and toes, knees and toes.”





**Look at me! What do you see?**



**Find the odd one out. Tell your teacher why.**



**Which picture is DIRTY? Which picture is CLEAN? Write and color.**



.....



.....



**Look at yourself from top to bottom. Count your body parts and answer the questions.**

I have ..... head

I have ..... fingers

I have ..... ears

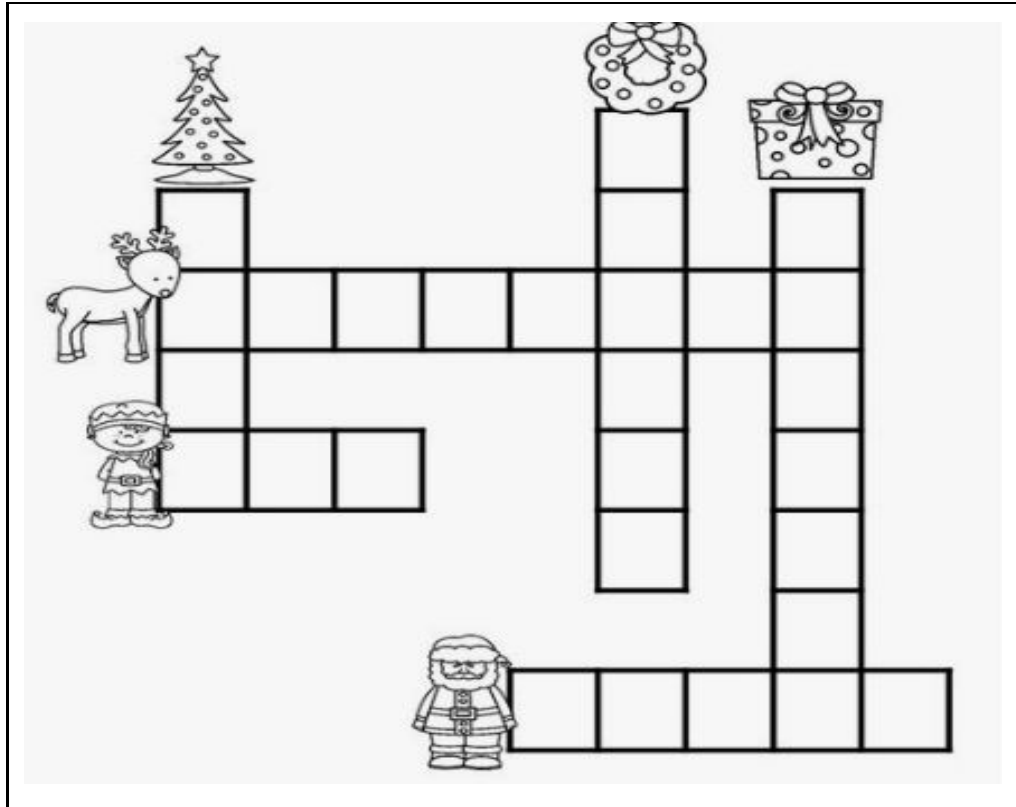
I have ..... nose

I have ..... hands

I have ..... neck



# Merry Christmas




**SANTA**  
**REINDEER**

**TREE**  
**ELF**

**WREATH**  
**PRESENT**



## Our Pets

**DOG****HAMSTER****TURTLE****RABBIT****PARROT****CAT****MOUSE****GOLDFISH**

🎵 **Listen to your teacher and repeat.**

Do you have a pet? Yes, I have a dog.

I have a pet. **He** is a dog. And **he** can run, run, run, run, run.

I have a cat. I have a pet. **She** is a cat. And she can jump, jump, jump, jump. Jump, jump.

I have a mouse. I have a pet. **He** is a mouse. And **he** can crawl, crawl, crawl, crawl, crawl.

I have a bird. I have a pet. **He** is a bird. And **he** can, fly, fly, fly, fly, fly, fly, fly.






I have a fish. I have a pet. **She** is a fish. And **she** can swim, swim, swim, swim, swim.

I have a lion. A lion?! I have a pet. **He** is a lion. And **he** can hide hide hide hide hide hide.."



**Our Pets**

Color the pictures, and fill in the missing letters below.



\_ A B \_ I T

B \_ R D

G O \_ D F \_ \_ H

\_ A T

D \_ G

T \_ R \_ L E

M \_ U S E

G O \_ D F \_ \_ H






## In the Playground



**WALK**



**RUN**



**JUMP**



**PLAY**



**HOP**



**TURN AROUND**

🎵 **Listen to your teacher and repeat with actions.**

Walking walking. Walking walking. Hop hop hop. Hop hop hop.

Running running running. Running running running. Now let's stop. Now let's stop.

Walking walking. Walking walking. Hop hop hop. Hop hop hop.

Running running running. Running running running. Now let's stop. Now let's stop.

Tiptoe tiptoe. Tiptoe tiptoe. Jump jump jump. Jump jump jump.

Swimming swimming swimming. Now let's sleep. Now let's sleep.



## In the Playground



Read the sentences and choose **Yes** or **No**. Fill in the blanks with the correct answer.

I can walk like an Elephant. **Yes / No**

➡ I can jump like a .....

I can run like a giraffe. **Yes / No**

➡ I can run like a .....

I can walk like a cat. **Yes / No**

➡ I can walk like a / an .....

I can turn around like a rabbit. **Yes / No**


➡ I can turn around like a .....

I can bend like a tiger. **Yes / No**

➡ I can bend like a .....




Color the animals.




ELEPHANT




TIGER



CAT



GIRAFFE



RABBIT

**Wake up! It's school time.**



**🎵 Listen to your teacher and repeat with actions**

"This is the way we wash our face, wash our face, wash our face.

This is the way we wash our face. Early in the morning.

This is the way we comb our hair, comb our hair, comb our hair.

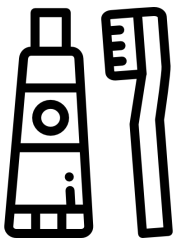
This is the way we comb our hair. Early in the morning.

This is the way we brush our teeth, brush our teeth, brush our teeth.


This is the way we brush our teeth. Early in the morning."



**Colour the pictures for your morning routine.**




**TOOTHBRUSH**



**COMB**



**BREAKFAST**



**BACKPACK**


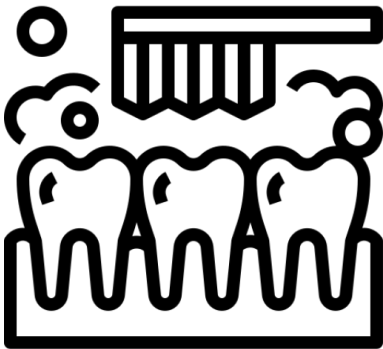



**GET DRESSED**

**Wake up! It's school time.**



**Label and color the pictures below.**



**EAT BREAKFAST**

**GET DRESSED**

**BRUSH TEETH**

**GO TO SCHOOL**

**TAKE A BATH**

**WAKE UP**

**London Dreams****QUEEN****BIG BEN****BIG BUS****FISH AND CHIPS****BAKED BEANS****TEA**



🎵 **Listen to your teacher and repeat with actions.**

“London Bridge is falling down,  
Falling down, falling down,  
London Bridge is falling down,  
My fair lady.”

Build It Up with Sticks and Stones,  
Sticks and Stones,  
Sticks and Stones.  
Build It Up with Sticks and Stones,  
My Fair Lady.”



# EASTER



**EASTER  
EGG  
BUNNY  
CHICK**

**HUNT  
BASKET  
BONNET  
CHOCOLATE**



## 🎵 Listen to your teacher and repeat with actions

"This is the way the bunny hops, hop hop hop, hop hop, hop, hop

This is the way the bunny hops on Easter day

This is the way he wiggles his nose, wiggle. wiggle, wiggle, wiggle wiggle, wiggle, wiggle

This is the way the bunny wiggles his nose on Easter day

This is the way he flops his ears, flop, flop, flop. flop flop, flop, flop

This is the way he flops his ears on Easter day"





## At the funfair



### 🎵 Listen to your teacher and repeat with actions

At the fair, at the fair we are at the fair, let's go to the Ferris Wheel

I like the Ferris Wheel because it goes...

Up up up and down, down down and up

Up up up and down, goes the Ferris Wheel...

At the fair, at the fair we are at the fair, let's go to the Carousel

I like the Carousel because it goes...

Round round round and round....round round round and round


Round round round and round goes the carousel!!




## At the funfair



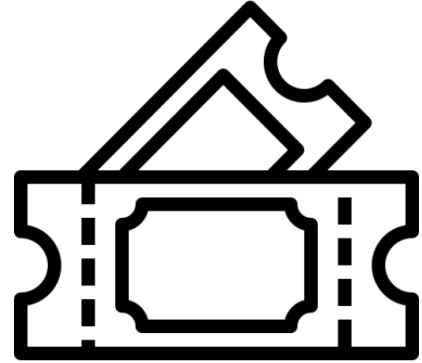
Label and color the pictures below.




BLLANOOS




PPOCNRO



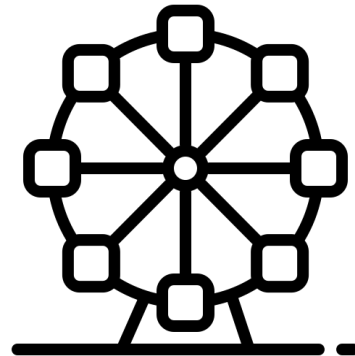
TCIEKT



CTOTON CNADY



CRAUOESL



FRERSI WLEEH

*I love going to the funfair!!*



Name .....

Date .....

# MY BIRTHDAY



My name is .....

I am ..... years old.

My birthday is on .....

🎵 **Listen to your teacher and sing along.**

“Happy Birthday to you

Happy Birthday to you

Happy Birthday, dear.....

Happy Birthday to you.”



Name .....

Date .....

# MY BIRTHDAY



Put the correct numbers in the boxes.

1. Balloons
3. Cake
5. Hat
7. Ice-cream

2. Card
4. Candle
6. Present
8. Friends


















## Transport and Travel



**WATER**



**LAND**



**AIR**



**BUS**



**PLANE**



**CAR**



**SCOOTER**



**TRAIN**



**ON FOOT**



**BOAT**

🎵 **Listen to your teacher and sing along.**

“The wheels on the bus go round and round, round and round, round and round.

The wheels on the bus go round and round, all through the town.

The horn on the car goes beep beep beep, beep beep beep, beep beep beep.

The horn on the car goes beep beep beep, all through the town.

The doors on the train go open and shut, open and shut, open and shut.

The doors on the train go open and shut, all through the town.

The oars on the boat go back and forth, back and forth, back and forth.


The oars on the boat go back and forth, all through the town.”



## Transport and Travel



Color the pictures below. Match the pictures to the words.


**Bus**
**Train**
**On foot**
**Plane**
**Car**
**Scooter**
**Boat**


Put the words above into the sentences below:


My dad has a .....

I go to school on (a) ...../ in a .....

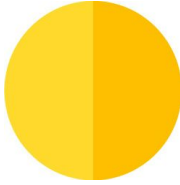
I have a .....

I will go for a holiday in the summer. I will take a .....

## Shapes



RECTANGLE




CIRCLE



SQUARE



STAR



TRIANGLE



OVAL



HEART



Look at Mr Shape Head below and tell your teacher all the different shapes you see.

🎵 Listen to your teacher and sing along.

“A circle. A circle. Can you make a  
circle?

A circle. A circle. Can you make a circle?

A circle. A circle. Can you find a circle?


A circle. A circle. Can you find a circle?

Can you find a circle? Ready...GO!

I know...let's make a diamond.

Can you make a diamond?

Here we go...”




Name .....

Date .....

## Shapes



Draw the shapes.



<b>A blue triangle</b>	<b>A pink square</b>
<b>A brown circle</b>	<b>A yellow rectangle</b>
<b>A red circle</b>	<b>A purple triangle</b>
<b>A green square</b>	<b>An orange rectangle</b>